



**OFFICIAL NCAA BASKETBALL BOX SCORE**  
Iroquois Raiders vs Perry County Central Commodores

03/15/2000 7:00 pm  
Final Box Score

Arena Boys Sweet 16, Rupp Arena  
City,State Lexington, KY

No.	Iroquois Raiders	Total FG		3-point		FT	FTA	Rebounds			F	TP	A	TO	BLK	STL	MIN	
		FG	FGA	FG	FGA			Off	Def	Tot								
10	* DeShawn Bowman	5	9	1	4	5	6	1	5	6	2	16	5	4	0	4	23:58	
11	* Lawrence McKinney	1	5	1	4	0	0	1	2	3	2	3	6	2	1	0	23:50	
12	Bobby Fuqua	2	4	0	1	0	0	2	0	2	1	4	0	0	0	0	3:30	
13	Chesmon Jones	0	0	0	0	0	0	0	1	1	0	0	0	0	0	0	0:17	
15	Enrico Clarkson	0	0	0	0	0	0	0	0	0	0	0	0	0	0	0	0:40	
20	LaQuan Crenshaw	0	2	0	2	0	0	1	1	2	0	0	1	0	0	1	4:48	
21	* Herana-Daze Jones	5	8	0	0	0	0	2	3	5	3	10	1	1	0	1	16:42	
22	Demar Williams	3	7	2	4	0	0	0	1	1	3	8	0	3	0	2	13:24	
23	* Anthony Johnson	5	11	1	3	2	3	2	6	8	4	13	0	5	3	1	25:59	
25	Stephen Bartlett	0	0	0	0	0	0	0	0	0	0	0	0	0	0	0	0:40	
30	Demetrius Fuqua	0	1	0	1	0	0	0	0	0	0	0	0	0	0	0	0:29	
32	* Jordan Bricest	4	9	3	6	2	2	1	7	8	1	13	0	2	0	2	25:04	
33	Ondre Wicks	0	1	0	0	0	0	0	0	0	2	0	0	0	0	0	7:04	
35	Delvin Campbell	1	3	0	0	0	0	1	0	1	3	2	0	0	0	0	13:06	
53	Gary Houston	0	0	0	0	0	0	0	0	0	0	0	0	0	0	0	0:29	
Team (Included in Totals)								1	1	2								
Totals		26	60	8	25	9	11	12	27	39	21	69	13	17	4	11	160	
Total FG%: 1st half 13 - 36 (36.1%) 2nd half 13 - 24 (54.2%) Game 26 - 60 (43.3%)												Deadball rebounds						
3Pt FG%: 1st half 5 - 15 (33.3%) 2nd half 3 - 10 (30.0%) Game 8 - 25 (32.0%)												2						
FT%: 1st half 3 - 4 (75.0%) 2nd half 6 - 7 (85.7%) Game 9 - 11 (81.8%)																		

No.	Perry County Central Commodores	Total FG		3-point		FT	FTA	Rebounds			F	TP	A	TO	BLK	STL	MIN	
		FG	FGA	FG	FGA			Off	Def	Tot								
3	Tewayne Willis	1	4	0	2	0	0	1	1	2	4	2	0	2	0	1	15:09	
10	Brian Napier	0	0	0	0	0	0	0	0	0	0	0	0	0	0	0	0:29	
11	Dustin Combs	0	0	0	0	0	0	0	0	0	0	0	0	0	0	0	0:29	
12	* Brian Neace	2	7	0	1	0	0	1	2	3	1	4	2	3	0	0	24:18	
14	* Clifford McIntyre	2	6	1	4	0	0	1	2	3	2	5	2	2	0	1	23:11	
21	* Donnie Paul Fugate	1	1	0	0	0	1	0	1	1	0	2	0	0	0	1	3:54	
22	Travis Neace	0	0	0	0	0	0	0	1	1	0	0	0	1	0	0	5:26	
25	* Ben Bowling	7	20	3	8	3	6	3	2	5	4	20	3	8	2	0	30:48	
30	Emmanuel Harris	0	0	0	0	0	0	0	0	0	0	0	0	1	0	0	5:20	
33	Jamie Fugate	0	0	0	0	0	0	0	0	0	0	0	0	0	0	0	0:29	
34	Josh Begley	0	0	0	0	0	0	0	1	1	0	0	0	0	0	0	0:29	
35	Kyle Maggard	0	0	0	0	0	0	0	0	0	0	0	0	0	0	0	0:33	
44	* Tim Neace	3	8	0	0	7	10	3	6	9	4	13	0	0	0	2	26:17	
45	Derrick Adams	2	3	0	0	4	8	1	5	6	0	8	0	2	0	0	18:19	
52	Rondall Smith	0	0	0	0	0	0	0	1	1	0	0	0	0	1	0	4:49	
Team (Included in Totals)								1	1	2								
Totals		18	49	4	16	14	25	11	23	34	15	54	7	19	3	5	160	
Total FG%: 1st half 7 - 23 (30.4%) 2nd half 11 - 26 (42.3%) Game 18 - 49 (36.7%)												Deadball rebounds						
3Pt FG%: 1st half 3 - 6 (50.0%) 2nd half 1 - 9 (11.1%) Game 4 - 15 (26.7%)												3						
FT%: 1st half 6 - 12 (50.0%) 2nd half 8 - 13 (61.5%) Game 14 - 25 (56.0%)																		

Technical Fouls: None  
Attendance: Unknown  
Officials: John Drake, Barry Barnes, Roy Boisture

Score by Period	1st H	2nd H	OT	OT	Final	Record	Overall Conf
Perry County Central Commodores	23	31	0	0	54	Commodores	25-9
Iroquois Raiders	34	35	0	0	69	Raiders	30-2

Commodores Raiders		Commodores Raiders		Commodores Raiders	
Points off Turnovers	12 14	Second Effort Points	8 9	Bench Points	10 14
Points in the Paint	12 34	3 Point Points	12 24	Free Throw Points	14 9
Largest Lead	35 54 (19 pts)	Lead Changes	4	Number of Ties	3

**University of Kentucky Basketball - Play by Play Report (pg 1)**  
**Perry County Central Commodores vs. Iroquois Raiders**  
**Date: 03/15/2000 Time: 7:00 pm Site: Boys Sweet 16, Rupp Arena-Lexington, KY Attendance:**

##	Name	Action	Action	Score	Clock	Diff	##	Name	Action	Action
12	B Neace	Start Game					21	H Jones	Start Game	
14	C McIntyre	Start Game					23	A Johnson	Start Game	
21	D P Fugate	Start Game					10	D Bowman	Start Game	
25	B Bowling	Start Game					32	J Bricest	Start Game	
44	T Neace	Start Game					11	L McKinney	Start Game	
25	B Bowling	Jump Ball Win			1 7:59					
14	C McIntyre	Offensive Foul			1 7:50					
14	C McIntyre	Turn Over			1 7:50					
12	B Neace	Def Rebound			1 7:40		21	H Jones	FG Attempt	
12	B Neace	Turn Over			1 7:30					
					1 7:29		10	D Bowman	Steal	
					1 7:26		10	D Bowman	Turn Over	
44	T Neace	Layup Att			1 7:23		21	H Jones	Def Rebound	
44	T Neace	Def Rebound			1 7:13		11	L McKinney	3Pt Attempt	
12	B Neace	FG Attempt			1 6:54		32	J Bricest	Def Rebound	
				0-3	1 6:41	-3	23	A Johnson	3Pt Made	11 L McKinney Assist
44	T Neace	FG Made	12 B Neace Assist	2-3	1 6:20	-1				
44	T Neace	FT Made		3-3	1 6:20	(T1)	10	D Bowman	Personal Foul	
					1 5:53		10	D Bowman	3Pt Attempt	21 H Jones Off Reb
					1 5:51		21	H Jones	Putback Att	23 A Johnson Off Reb
					1 5:47		23	A Johnson	Turn Over	
21	D P Fugate	Steal			1 5:47					
					1 5:47		21	H Jones	Personal Foul	
12	B Neace	FG Attempt			1 5:35		10	D Bowman	Def Rebound	
					1 5:27		11	L McKinney	Turn Over	(Traveling)
14	C McIntyre	3Pt Attempt			1 5:17		11	L McKinney	Def Rebound	
				3-5	1 5:09	-2	21	H Jones	Layup Made	
44	T Neace	FG Attempt	44 T Neace Off Reb		1 4:59		11	L McKinney	Block	
					1 4:57		21	H Jones	Personal Foul	
					1 4:57		35	D Campbell	Enter Game	for 21 H Jones
44	T Neace	FT Made		4-5	1 4:57	-1				
44	T Neace	FT Attempt			1 4:57		10	D Bowman	Def Rebound	
					1 4:41		23	A Johnson	3Pt Attempt	11 L McKinney Off Reb
					1 4:38		11	L McKinney	3Pt Attempt	32 J Bricest Off Reb
21	D P Fugate	Def Rebound			1 4:27		23	A Johnson	FG Attempt	
45	D Adams	Enter Game	for 21 D P Fugate		1 4:22					
					1 4:22		22	D Williams	Enter Game	for 11 L McKinney
45	D Adams	FG Made		6-5	1 4:11	+1 (L1)				
				6-8	1 4:03	-2 (L2)	22	D Williams	3Pt Made	
					1 3:48		22	D Williams	Personal Foul	
					1 3:48		20	L Crenshaw	Enter Game	for 32 J Bricest
45	D Adams	FT Made		7-8	1 3:48	-1				
45	D Adams	FT Attempt			1 3:48		10	D Bowman	Def Rebound	
					1 3:42		10	D Bowman	Turn Over	
					1 3:42		10	D Bowman	Personal Foul	
					1 3:42		11	L McKinney	Enter Game	for 10 D Bowman
25	B Bowling	Turn Over			1 3:33					
					1 3:31		20	L Crenshaw	Steal	
44	T Neace	Personal Foul			1 3:30					
44	T Neace	Personal Foul			1 3:29					
					1 3:29		23	A Johnson	FT Attempt	Raiders Deadball Reb
				7-9	1 3:29	-2	23	A Johnson	FT Made	
25	B Bowling	FG Made		9-9	1 3:16	(T2)				
14	C McIntyre	Def Rebound			1 3:08		22	D Williams	3Pt Attempt	
25	B Bowling	3Pt Made	14 C McIntyre Assist	12-9	1 3:00	+3 (L3)				
					1 2:45		23	A Johnson	Offensive Foul	
					1 2:45		23	A Johnson	Turn Over	
3	T Willis	Enter Game	for 14 C McIntyre		1 2:45					
					1 2:45		33	O Wicks	Enter Game	for 23 A Johnson
					1 2:45					
12	B Neace	Layup Made	25 B Bowling Assist	14-9	1 2:39	+5				
					1 2:25		35	D Campbell	FG Attempt	20 L Crenshaw Off Reb
45	D Adams	Def Rebound			1 2:10		20	L Crenshaw	3Pt Attempt	
					1 1:56		32	J Bricest	Enter Game	for 20 L Crenshaw
25	B Bowling	FG Attempt	3 T Willis Off Reb		1 1:56					
3	T Willis	FG Attempt			1 1:56		32	J Bricest	Def Rebound	

**University of Kentucky Basketball - Play by Play Report (pg 2)**  
**Perry County Central Commodores vs. Iroquois Raiders**  
 Date: 03/15/2000 Time: 7:00 pm Site: Boys Sweet 16, Rupp Arena-Lexington, KY Attendance:

##	Name	Action	Score	Clock	Diff	##	Name	Action	Action
12	B Neace	FG Attempt	14-11	1 1:56	+3	22	D Williams	FG Made	11 L McKinney Assist
44	T Neace	FT Attempt		1 1:17		33	O Wicks	Personal Foul	
3	T Willis	Def Rebound		1 1:17		Raiders	Def Rebound	(Dead Ball Reb)	
25	B Bowling	3Pt Made	17-11	1 1:02		33	O Wicks	FG Attempt	
12	B Neace	Turn Over	17-13	1 0:54	+6	35	D Campbell	FG Made	11 L McKinney Assist
		(Bad Pass)		1 0:46	+4				
30	E Harris	Enter Game		1 0:21		22	D Williams	Steal	
		for 12 B Neace		1 0:18		22	D Williams	Turn Over	
25	B Bowling	3Pt Made	20-13	1 0:16		23	A Johnson	Enter Game	for 35 D Campbell
				1 0:20					
				1 0:20					
				1 0:02	+7				

**End of Period Summary Commodores 20 Raiders 13**

<b>Largest Lead: Commodores 20 Raiders 13 (7 pts)</b>	<b>Lead Changes: 3 Ties: 2</b>
<b>Lead in Period: Commodores 20 Raiders 13 (7 pts)</b>	<b>Lead Changes: 3 Ties: 2 (this period)</b>
<b>4 for 1 oppo pts</b>	<b>6 for 5 oppo pts</b>
<b>3 for 1 pts</b>	<b>5 for 0 pts</b>
<b>7/15 for 46.7 %</b>	<b>5/16 for 31.3 %</b>
<b>3/6 for 50.0 %</b>	<b>1/2 for 50.0 %</b>

##	Name	Action	Score	Clock	Diff	##	Name	Action	Action
30	E Harris	Turn Over	20-16	2 7:40	+4	32	J Bricest	3Pt Made	11 L McKinney Assist
25	B Bowling	FG Attempt		2 7:26		32	J Bricest	Turn Over	(Bad Pass)
44	T Neace	FG Attempt		2 7:19		23	A Johnson	Def Rebound	
45	D Adams	Turn Over		2 7:09		23	A Johnson	Turn Over	(Bad Pass)
3	T Willis	Leave Game		2 7:05		10	D Bowman	Enter Game	for 22 D Williams
12	B Neace	Enter Game		2 7:05		23	A Johnson	Block	Raiders Def Reb
14	C McIntyre	Enter Game		2 6:58		32	J Bricest	3Pt Made	11 L McKinney Assist
45	D Adams	Def Rebound	20-19	2 6:39	+1				
3	T Willis	Enter Game		2 6:10					
		for 30 E Harris		2 6:10					
45	D Adams	Def Rebound		2 6:10					
3	T Willis	Enter Game		2 5:59		23	A Johnson	FG Attempt	
		for 25 B Bowling		2 5:33		33	O Wicks	Personal Foul	
44	T Neace	FT Made	21-19	2 5:33	+2	35	D Campbell	Enter Game	for 33 O Wicks
44	T Neace	FT Made	22-19	2 5:33	+3				
44	T Neace	Personal Foul		2 5:23		32	J Bricest	3Pt Attempt	23 A Johnson Off Reb
52	R Smith	Enter Game		2 5:22	+1	23	A Johnson	Putback Made	
3	T Willis	Turn Over		2 5:22	(T3)	23	A Johnson	FT Made	
45	D Adams	Def Rebound		2 5:18					
45	D Adams	FT Made		2 5:08		10	D Bowman	Steal	
45	D Adams	FT Attempt	23-22	2 5:07	+1	32	J Bricest	3Pt Attempt	
3	T Willis	Personal Foul		2 5:07		35	D Campbell	Personal Foul	
25	B Bowling	Enter Game		2 5:07		23	A Johnson	Def Rebound	
45	D Adams	FG Attempt	23-25	2 4:50	-2 (L4)	10	D Bowman	3Pt Made	11 L McKinney Assist
14	C McIntyre	Def Rebound	23-26	2 4:50	-3	10	D Bowman	FT Made	
Commodores	20 Sec Time Out			2 4:50					
25	B Bowling	FG Attempt		2 4:40		23	A Johnson	Block	11 L McKinney Def Reb
25	B Bowling	3Pt Attempt		2 4:21		10	D Bowman	3Pt Attempt	
25	B Bowling	Block		2 4:15					
45	D Adams	Def Rebound		2 3:50		32	J Bricest	Def Rebound	
3	T Willis	Enter Game		2 3:37	-5	23	A Johnson	Layup Made	10 D Bowman Assist
		for 3 T Willis		2 3:22		23	A Johnson	Def Rebound	
45	D Adams	FT Attempt		2 3:16		11	L McKinney	FG Attempt	10 D Bowman Off Reb
45	D Adams	FT Attempt		2 3:09		32	J Bricest	FG Attempt	
Commodores	Def Rebound			2 3:07		32	J Bricest	Personal Foul	
25	B Bowling	3Pt Attempt		2 3:07					
25	B Bowling	Block		2 3:07		12	B Fuqua	Enter Game	for 11 L McKinney
45	D Adams	Def Rebound		2 3:07					
3	T Willis	Enter Game		2 3:07		10	D Bowman	Def Rebound	
		for 14 C McIntyre		2 3:07		10	D Bowman	FG Attempt	
45	D Adams	FT Attempt		2 3:07					
45	D Adams	FT Attempt		2 3:07					
Commodores	Def Rebound	Commodores Deadball Reb		2 2:58					
30	E Harris	Enter Game		2 2:57					
		for 45 D Adams							

**University of Kentucky Basketball - Play by Play Report (pg 3)**  
**Perry County Central Commodores vs. Iroquois Raiders**  
**Date: 03/15/2000 Time: 7:00 pm Site: Boys Sweet 16, Rupp Arena-Lexington, KY Attendance:**

##	Name	Action	Action	Score	Clock	Diff	##	Name	Action	Action
					2 2:57					
25	B Bowling	Turn Over	(Traveling)		2 2:49					
52	R Smith	Def Rebound			2 2:26		12	B Fuqua	3Pt Attempt	
25	B Bowling	FG Attempt			2 2:19		32	J Bricest	Def Rebound	
					2 1:57		12	B Fuqua	FG Attempt	Raiders Off Reb
					2 1:47		23	A Johnson	FG Attempt	12 B Fuqua Off Reb
				23-30	2 1:46	-7	12	B Fuqua	Putback Made	
3	T Willis	Turn Over	(Bad Pass)		2 1:34					
					2 1:31		10	D Bowman	Steal	
					2 1:17		23	A Johnson	FG Attempt	12 B Fuqua Off Reb
				23-32	2 1:15	-9	12	B Fuqua	Putback Made	
3	T Willis	3Pt Attempt			2 0:54		32	J Bricest	Def Rebound	
52	R Smith	Block	12 B Neace Def Reb		2 0:43		35	D Campbell	FG Attempt	
25	B Bowling	Layup Att	25 B Bowling Off Reb		2 0:37					
25	B Bowling	Turn Over			2 0:33					
44	T Neace	Enter Game	for 52 R Smith		2 0:33					
				23-34	2 0:02	-11	10	D Bowman	FG Made	

**OFFICIAL NCAA BASKETBALL BOX SCORE**  
Iroquois Raiders vs Perry County Central Commodores

03/15/2000 7:00 pm  
1st Half Box Score

Arena Boys Sweet 16, Rupp Arena  
City,State Lexington, KY

No.	Iroquois Raiders	Total FG		3-point		FT	FTA	Rebounds			F	TP	A	TO	BLK	STL	MIN
		FG	FGA	FG	FGA			Off	Def	Tot							
10	* DeShawn Bowman	2	5	1	3	1	1	1	4	5	2	6	1	2	0	3	11:23
11	* Lawrence McKinney	0	3	0	2	0	0	1	2	3	0	0	6	1	1	0	12:13
12	Bobby Fuqua	2	4	0	1	0	0	2	0	2	0	4	0	0	0	0	3:07
13	Chesmon Jones	0	0	0	0	0	0	0	0	0	0	0	0	0	0	0	DNP
15	Enricco Clarkson	0	0	0	0	0	0	0	0	0	0	0	0	0	0	0	DNP
20	LaQuan Crenshaw	0	1	0	1	0	0	1	0	1	0	0	0	0	0	1	1:52
21	* Herana-Daze Jones	1	3	0	0	0	0	1	1	2	2	2	0	0	0	0	3:03
22	Demar Williams	2	3	1	2	0	0	0	0	0	1	5	0	1	0	1	5:17
23	* Anthony Johnson	3	8	1	2	2	3	2	3	5	1	9	0	3	2	0	13:35
25	Stephen Bartlett	0	0	0	0	0	0	0	0	0	0	0	0	0	0	0	DNP
30	Demetrius Fuqua	0	0	0	0	0	0	0	0	0	0	0	0	0	0	0	DNP
32	* Jordan Bricest	2	5	2	4	0	0	1	5	6	1	6	0	1	0	0	14:08
33	Ondre Wicks	0	1	0	0	0	0	0	0	0	2	0	0	0	0	0	5:12
35	Delvin Campbell	1	3	0	0	0	0	0	0	0	1	2	0	0	0	0	10:10
53	Garry Houston	0	0	0	0	0	0	0	0	0	0	0	0	0	0	0	DNP
<b>Team (Included in Totals)</b>								1	1	2							
<b>Totals</b>		13	36	5	15	3	4	10	16	26	10	34	7	8	3	5	80
Total FG%: 1st half 13 - 36 (36.1%) 2nd half 0 - 0 (0.00%) Game 13 - 36 (36.1%)												Deadball					
3Pt FG%: 1st half 5 - 15 (33.3%) 2nd half 0 - 0 (0.00%) Game 5 - 15 (33.3%)												rebounds					
FT%: 1st half 3 - 4 (75.0%) 2nd half 0 - 0 (0.00%) Game 3 - 4 (75.0%)												2					

No.	Perry County Central Commodores	Total FG		3-point		FT	FTA	Rebounds			F	TP	A	TO	BLK	STL	MIN
		FG	FGA	FG	FGA			Off	Def	Tot							
3	Tewayne Willis	0	2	0	1	0	0	1	1	2	1	0	0	2	0	0	8:25
10	Brian Napier	0	0	0	0	0	0	0	0	0	0	0	0	0	0	0	DNP
11	Dustin Combs	0	0	0	0	0	0	0	0	0	0	0	0	0	0	0	DNP
12	* Brian Neace	1	4	0	0	0	0	0	2	2	0	2	1	2	0	0	13:50
14	* Clifford McIntyre	0	1	0	1	0	0	0	2	2	1	0	1	1	0	0	8:18
21	* Donnie Paul Fugate	0	0	0	0	0	0	0	1	1	0	0	0	0	0	1	3:38
22	Travis Neace	0	0	0	0	0	0	0	0	0	0	0	0	0	0	0	DNP
25	* Ben Bowling	4	10	3	4	0	0	1	0	1	0	11	1	3	1	0	15:17
30	Emmanuel Harris	0	0	0	0	0	0	0	0	0	0	0	0	1	0	0	5:07
33	Jamie Fugate	0	0	0	0	0	0	0	0	0	0	0	0	0	0	0	DNP
34	Josh Begley	0	0	0	0	0	0	0	0	0	0	0	0	0	0	0	DNP
35	Kyle Maggard	0	0	0	0	0	0	0	0	0	0	0	0	0	0	0	DNP
44	* Tim Neace	1	4	0	0	4	6	2	1	3	3	6	0	0	0	0	11:11
45	Derrick Adams	1	2	0	0	2	6	0	4	4	0	4	0	1	0	0	9:25
52	Rondalf Smith	0	0	0	0	0	0	0	1	1	0	0	0	0	1	0	4:49
<b>Team (Included in Totals)</b>								0	1	1							
<b>Totals</b>		7	23	3	6	6	12	4	13	17	5	23	3	10	2	1	80
Total FG%: 1st half 7 - 23 (30.4%) 2nd half 0 - 0 (0.00%) Game 7 - 23 (30.4%)												Deadball					
3Pt FG%: 1st half 3 - 6 (50.0%) 2nd half 0 - 0 (0.00%) Game 3 - 6 (50.0%)												rebounds					
FT%: 1st half 6 - 12 (50.0%) 2nd half 0 - 0 (0.00%) Game 6 - 12 (50.0%)												1					

Technical Fouls: None  
Attendance: Unknown  
Officials: John Drake, Barry Barnes, Roy Boisture

Score by Period			1st H	2nd H	Final	Record	Overall	Conf
Perry County Central Commodores			23	0	23	Commodores	25-8	
Iroquois Raiders			34	0	34	Raiders	29-2	

<b>Commodores Raiders</b>		<b>Commodores Raiders</b>		<b>Commodores Raiders</b>	
Points off Turnovers	5 5	Second Effort Points	1 7	Bench Points	4 11
Points in the Paint	4 14	3 Point Points	9 15	Free Throw Points	6 3
Largest Lead	23 34 (11 pts)	Lead Changes	4	Number of Ties	3

University of Kentucky Basketball - Play by Play Report - Period 3 (pg 1)  
 Perry County Central Commodores vs. Iroquois Raiders  
 Date: 03/15/2000 Time: 7:00 pm Site: Boys Sweet 16, Rupp Arena-Lexington, KY Attendance:

##	Name	Action	Action	Score	Clock	Diff	##	Name	Action	Action
3	T Willis	Leave Game			3 8:00					
12	B Neace	Leave Game			3 8:00					
25	B Bowling	Leave Game			3 8:00					
30	E Harris	Leave Game			3 8:00					
12	B Neace	Enter Game	for 44 T Neace		3 8:00					
14	C McIntyre	Enter Game			3 8:00					
25	B Bowling	Enter Game			3 8:00					
44	T Neace	Enter Game			3 8:00					
45	D Adams	Enter Game			3 8:00					
					3 8:00		10	D Bowman	Leave Game	
					3 8:00		12	B Fuqua	Leave Game	
					3 8:00		23	A Johnson	Leave Game	
					3 8:00		32	J Bricest	Leave Game	
					3 8:00		10	D Bowman	Enter Game	for 35 D Campbell
					3 8:00		11	L McKinney	Enter Game	
					3 8:00		21	H Jones	Enter Game	
					3 8:00		23	A Johnson	Enter Game	
					3 8:00		32	J Bricest	Enter Game	
				23-37	3 7:41	-14	11	L McKinney	3Pt Made	
12	B Neace	FG Attempt			3 7:24		32	J Bricest	Def Rebound	
44	T Neace	Personal Foul			3 7:05					
				23-39	3 7:01	-16	23	A Johnson	FG Made	
					3 6:58		23	A Johnson	Personal Foul	
					3 6:48		11	L McKinney	Personal Foul	
25	B Bowling	FG Made		25-39	3 6:39	-14				
44	T Neace	Def Rebound			3 6:33		32	J Bricest	FG Attempt	
25	B Bowling	3Pt Attempt	14 C McIntyre Off Reb		3 6:27					
14	C McIntyre	Putback Att	12 B Neace Off Reb		3 6:24					
12	B Neace	Putback Made		27-39	3 6:20	-12				
				27-41	3 6:12	-14	10	D Bowman	FG Made	
44	T Neace	FG Attempt			3 5:53		23	A Johnson	Block	32 J Bricest Def Reb
				27-43	3 5:44	-16	21	H Jones	Layup Made	10 D Bowman Assist
45	D Adams	FG Made	25 B Bowling Assist	29-43	3 5:30	-14				
				29-45	3 5:15	-16	10	D Bowman	FG Made	
25	B Bowling	Turn Over	(Bad Pass)		3 5:03					
22	T Neace	Enter Game	for 12 B Neace		3 5:03					
22	T Neace	Def Rebound			3 4:54		21	H Jones	FG Attempt	
22	T Neace	Turn Over	(Bad Pass)		3 4:47					
					3 4:44		21	H Jones	Steal	
				29-47	3 4:42	-18	10	D Bowman	Layup Made	21 H Jones Assist
Commodores	Time Out				3 4:38					
					3 4:30		11	L McKinney	Personal Foul	
45	D Adams	Turn Over	(Traveling)		3 4:24					
25	B Bowling	Def Rebound			3 4:05		10	D Bowman	3Pt Attempt	
14	C McIntyre	Layup Made	25 B Bowling Assist	31-47	3 3:59	-16				
					3 2:55		10	D Bowman	Turn Over	(Fumble)
25	B Bowling	FG Made		33-47	3 2:47	-14				
3	T Willis	Enter Game	for 45 D Adams		3 2:30		22	D Williams	Enter Game	for 11 L McKinney
					3 2:29		Raiders	20 Sec Time Out		
				33-49	3 2:19	-16	21	H Jones	FG Made	10 D Bowman Assist
25	B Bowling	3Pt Attempt			3 2:11		23	A Johnson	Def Rebound	
				33-51	3 2:02	-18	21	H Jones	Layup Made	
25	B Bowling	Turn Over			3 1:48					
					3 1:46		32	J Bricest	Steal	
3	T Willis	Steal			3 1:38		22	D Williams	Turn Over	
3	T Willis	Layup Made		35-51	3 1:35	-16				
					3 1:19		23	A Johnson	Offensive Foul	
					3 1:19		23	A Johnson	Turn Over	
					3 1:19		10	D Bowman	Leave Game	
					3 1:19		21	H Jones	Leave Game	
					3 1:19		22	D Williams	Leave Game	
					3 1:19		23	A Johnson	Leave Game	
					3 1:19		11	L McKinney	Enter Game	for 32 J Bricest
					3 1:19		21	H Jones	Enter Game	
					3 1:19		35	D Campbell	Enter Game	

**University of Kentucky Basketball - Play by Play Report - Period 3 (pg 2)**  
**Perry County Central Commodores vs. Iroquois Raiders**  
 Date: 03/15/2000 Time: 7:00 pm Site: Boys Sweet 16, Rupp Arena-Lexington, KY Attendance:

## Name	Action	Action	Score	Clock	Diff	## Name	Action	Action
				3 1:19		20 L Crenshaw	Enter Game	
				3 1:19		22 D Williams	Enter Game	
14 C McIntyre	3Pt Attempt			3 1:11		21 H Jones	Def Rebound	
25 B Bowling	Personal Foul			3 1:09				
				3 0:41		20 L Crenshaw	3Pt Attempt	35 D Campbell Off Reb
				3 0:29		22 D Williams	Turn Over	
25 B Bowling	FG Attempt			3 0:23		21 H Jones	Def Rebound	
			35-54	3 0:04	-19	22 D Williams	3Pt Made	20 L Crenshaw Assist

**End of Period Summary Commodores 35 Raiders 54**

**Largest Lead: Commodores 35 Raiders 54 (19 pts)**

**Lead in Period: Commodores 35 Raiders 54 (19 pts)**

4 for 5 oppo pts

2 for 2 pts

6/13 for 46.2 %

0/0 for 0.00 %

Turnovers

2nd Chances

Field Goals

Free Throws

**Lead Changes: 4 Ties: 3**

**Lead Changes: 0 Ties: 0 (this period)**

4 for 4 oppo pts

1 for 0 pts

9/13 for 69.2 %

0/0 for 0.00 %



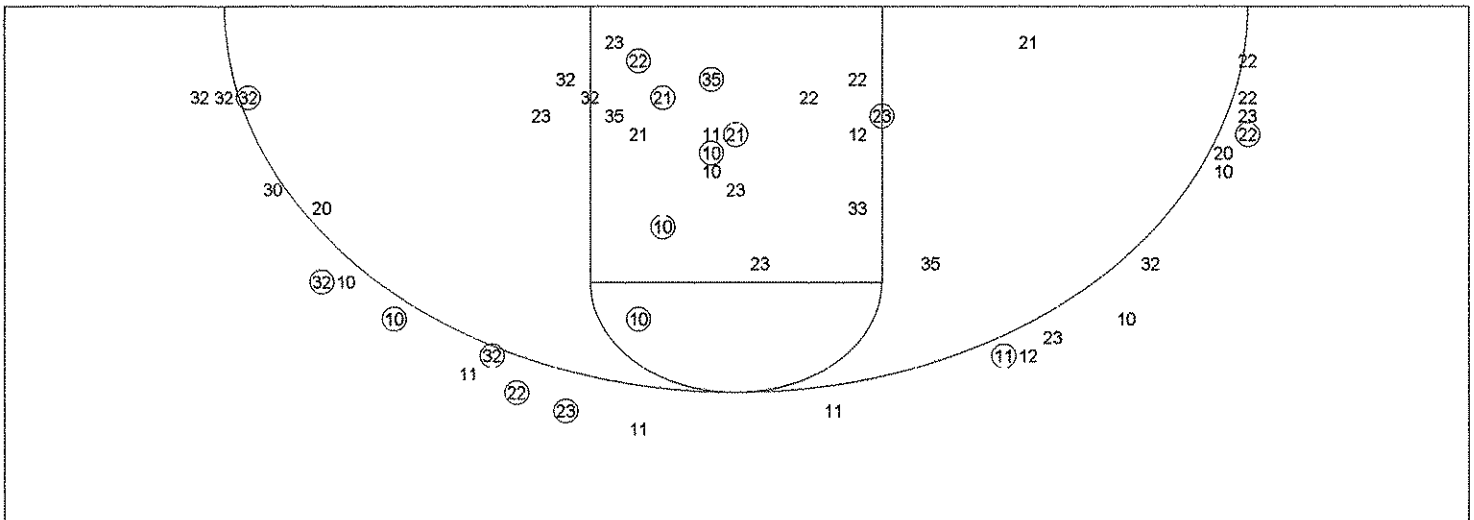
University of Kentucky Basketball - Play by Play Report - Period 4 (pg 1)  
 Perry County Central Commodores vs. Iroquois Raiders  
 Date: 03/15/2000 Time: 7:00 pm Site: Boys Sweet 16, Rupp Arena-Lexington, KY Attendance:

##	Name	Action	Action	Score	Clock	Diff	##	Name	Action	Action
					4 8:00		11	L McKinney	Leave Game	
					4 8:00		20	L Crenshaw	Leave Game	
					4 8:00		21	H Jones	Leave Game	
					4 8:00		22	D Williams	Leave Game	
					4 8:00		35	D Campbell	Leave Game	
3	T Willis	Leave Game			4 8:00					
14	C McIntyre	Leave Game			4 8:00					
22	T Neace	Leave Game			4 8:00					
25	B Bowling	Leave Game			4 8:00					
3	T Willis	Enter Game	for 44 T Neace		4 8:00					
12	B Neace	Enter Game			4 8:00					
25	B Bowling	Enter Game			4 8:00					
44	T Neace	Enter Game			4 8:00					
45	D Adams	Enter Game			4 8:00					
					4 8:00		11	L McKinney	Enter Game	
					4 8:00		20	L Crenshaw	Enter Game	
					4 8:00		22	D Williams	Enter Game	
					4 8:00		21	H Jones	Enter Game	
					4 8:00		35	D Campbell	Enter Game	
25	B Bowling	Turn Over			4 7:55					
44	T Neace	Steal			4 7:54		22	D Williams	Steal	
3	T Willis	3Pt Attempt			4 7:42		21	H Jones	Turn Over	
25	B Bowling	Block	44 T Neace Def Reb		4 7:35		20	L Crenshaw	Def Rebound	
					4 7:30		22	D Williams	FG Attempt	
					4 7:22		35	D Campbell	Personal Foul	
14	C McIntyre	Enter Game	for 3 T Willis		4 7:22					
45	D Adams	FT Made		36-54	4 7:22	-18				
45	D Adams	FT Made		37-54	4 7:22	-17				
44	T Neace	Def Rebound			4 6:45		11	L McKinney	3Pt Attempt	
25	B Bowling	FG Made		39-54	4 6:38	-15				
					4 6:31		11	L McKinney	Turn Over	(Bad Pass)
44	T Neace	Steal			4 6:29					
					4 6:23		35	D Campbell	Personal Foul	
					4 6:23		11	L McKinney	Leave Game	
					4 6:23		20	L Crenshaw	Leave Game	
					4 6:23		21	H Jones	Leave Game	
					4 6:23		10	D Bowman	Enter Game	for 35 D Campbell
					4 6:23		23	A Johnson	Enter Game	
					4 6:23		32	J Bricest	Enter Game	
					4 6:23		33	O Wicks	Enter Game	
25	B Bowling	FT Attempt	Commodores Deadball Reb		4 6:23					
25	B Bowling	FT Made		40-54	4 6:23	-14				
45	D Adams	Def Rebound			4 6:09		22	D Williams	3Pt Attempt	
25	B Bowling	3Pt Attempt			4 6:01		22	D Williams	Def Rebound	
					4 5:57		10	D Bowman	Turn Over	(Bad Pass)
12	B Neace	Turn Over			4 5:41					
					4 5:40		23	A Johnson	Steal	
					4 5:38		23	A Johnson	Turn Over	
14	C McIntyre	Steal			4 5:37					
14	C McIntyre	Turn Over			4 5:36					
					4 5:26	-16	32	J Bricest	Layup Made	10 D Bowman Assist
25	B Bowling	FG Attempt	45 D Adams Off Reb		4 5:16					
14	C McIntyre	3Pt Made	12 B Neace Assist	43-56	4 5:08	-13				
				43-59	4 4:51	-16	32	J Bricest	3Pt Made	
25	B Bowling	Turn Over			4 4:42					
					4 4:42		32	J Bricest	Steal	
					4 4:42		32	J Bricest	Turn Over	(Double Dribble)
35	K Maggard	Enter Game	for 45 D Adams		4 4:36					
					4 4:31		22	D Williams	Personal Foul	
					4 4:31		21	H Jones	Enter Game	for 33 O Wicks
25	B Bowling	FT Attempt	Commodores Deadball Reb		4 4:31					
25	B Bowling	FT Attempt	Commodores Off Reb		4 4:25		22	D Williams	Personal Foul	
					4 4:25		Raiders	20 Sec Time Out		
44	T Neace	FT Made		44-59	4 4:25	-15				
44	T Neace	FT Made		45-59	4 4:25	-14				

University of Kentucky Basketball - Play by Play Report - Period 4 (pg 2)  
 Perry County Central Commodores vs. Iroquois Raiders  
 Date: 03/15/2000 Time: 7:00 pm Site: Boys Sweet 16, Rupp Arena-Lexington, KY Attendance:


##	Name	Action	Action	Score	Clock	Diff	##	Name	Action	Action
12	B Neace	Personal Foul			4 4:05					
3	T Willis	Enter Game	for 35 K Maggard		4 4:05					
25	B Bowling	Personal Foul			4 3:55					
25	B Bowling	Personal Foul			4 3:51					
					4 3:51		11	L McKinney	Enter Game	for 32 J Bricest
14	C McIntyre	Personal Foul			4 3:41					
25	B Bowling	Def Rebound			4 3:36		23	A Johnson	3Pt Attempt	
25	B Bowling	FT Made		46-59	4 3:31	-13	21	H Jones	Personal Foul	
25	B Bowling	FT Made		47-59	4 3:31	-12				
					4 3:04		22	D Williams	FG Attempt	21 H Jones Off Reb
				47-61	4 3:01	-14	21	H Jones	FG Made	
				47-61	4 3:00	-14 (L5)				
					4 2:40		23	A Johnson	Def Rebound	
14	C McIntyre	3Pt Attempt			4 2:38					
35	K Maggard	Enter Game	for 44 T Neace		4 2:36					
3	T Willis	Personal Foul			4 2:36					
44	T Neace	Enter Game	for 35 K Maggard		4 2:36					
44	T Neace	Def Rebound			4 2:29		10	D Bowman	FT Attempt	
25	B Bowling	3Pt Attempt	44 T Neace Off Reb		4 2:27					
44	T Neace	Putback Att	25 B Bowling Off Reb		4 2:23		32	J Bricest	Enter Game	for 22 D Williams
44	T Neace	FG Made	14 C McIntyre Assist	49-61	4 2:23	-12				
Commodores		20 Sec Time Out			4 2:20					
22	T Neace	Enter Game	for 44 T Neace		4 2:20					
25	B Bowling	Personal Foul			4 2:13					
44	T Neace	Enter Game	for 22 T Neace		4 2:13					
				49-62	4 2:13	-13 (L6)	32	J Bricest	FT Made	
				49-63	4 2:13	-14	32	J Bricest	FT Made	
12	B Neace	3Pt Attempt			4 2:03		10	D Bowman	Def Rebound	
44	T Neace	Def Rebound			4 1:55		32	J Bricest	3Pt Attempt	
25	B Bowling	Turn Over			4 1:49					
					4 1:47		10	D Bowman	Steal	
				49-65	4 1:44	-16	23	A Johnson	Dunk Made	10 D Bowman Assist
44	T Neace	FG Made		51-65	4 1:37	-14				
3	T Willis	Personal Foul		51-66	4 1:32	-15	10	D Bowman	FT Made	
				51-67	4 1:32	-16	10	D Bowman	FT Made	
					4 1:32		Raiders	Time Out		
44	T Neace	FT Made		52-67	4 1:20	-15	23	A Johnson	Personal Foul	
44	T Neace	FT Attempt	25 B Bowling Off Reb		4 1:20					
25	B Bowling	Putback Att			4 1:17		23	A Johnson	Def Rebound	
22	T Neace	Enter Game	for 44 T Neace		4 0:56					
3	T Willis	Personal Foul			4 0:40					
44	T Neace	Enter Game	for 22 T Neace		4 0:40					
					4 0:40		23	A Johnson	Leave Game	
					4 0:40		12	B Fuqua	Enter Game	for 32 J Bricest
					4 0:40		25	S Bartlett	Enter Game	
				52-68	4 0:40	-16	10	D Bowman	FT Made	
				52-69	4 0:40	-17	10	D Bowman	FT Made	
					4 0:40		15	E Clarkson	Enter Game	for 11 L McKinney
					4 0:29		30	D Fuqua	Enter Game	for 21 H Jones
3	T Willis	Leave Game			4 0:29					
12	B Neace	Leave Game			4 0:29					
14	C McIntyre	Leave Game			4 0:29					
25	B Bowling	Leave Game			4 0:29					
10	B Napier	Enter Game	for 44 T Neace		4 0:29					
34	J Begley	Enter Game			4 0:29					
21	D P Fugate	Enter Game			4 0:29					
33	J Fugate	Enter Game			4 0:29					
11	D Combs	Enter Game			4 0:29					
					4 0:29		53	G Houston	Enter Game	for 10 D Bowman
21	D P Fugate	FG Made		54-69	4 0:17	-15				
					4 0:17		12	B Fuqua	Personal Foul	
					4 0:17		13	C Jones	Enter Game	for 12 B Fuqua
21	D P Fugate	FT Attempt			4 0:17		13	C Jones	Def Rebound	
30	E Harris	Enter Game	for 21 D P Fugate		4 0:13					
34	J Begley	Def Rebound			4 0:00		30	D Fuqua	3Pt Attempt	

**University of Kentucky Basketball - TEAM SHOT CHART for the Raiders**  
**Perry County Central Commodores vs. Iroquois Raiders**  
**DATE: 03/15/2000 TIME: 7:00 pm SITE: Boys Sweet 16, Rupp Arena-Lexington, KY**

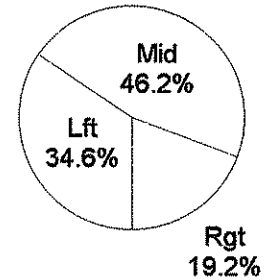


Shot Summary	M/A	%	PTS
3Pt FG	8/25	32.0%	24
2Pt FG	18/35	51.4%	36
Layups - L	3/3	100.0%	6
Layups - R	3/3	100.0%	6
Dunks	1/1	100.0%	2
Putbacks	3/4	75.0%	6
Overall Shooting	26/60	43.3%	60
Free Throws	9/11	81.8%	9
Total Points			69

**Scoring Distribution**




**Scoring Locations**

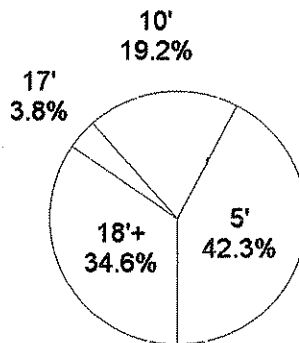


By Period	FG	FGA	FG%	3Pt	3PA	3P%	FT	FTA	FT%	PTS	ORB	DRB	TR	PF	AST	TO	BS	ST	P/S
1st Period	5	16	31.3	2	8	25.0	1	2	50.0	13	5	7	12	7	3	6	1	3	0.76
2nd Period	8	20	40.0	3	7	42.9	2	2	100	21	5	9	14	3	4	2	2	2	1.00
3rd Period	9	13	69.2	2	4	50.0	0	0	0.00	20	1	5	6	4	4	4	1	2	1.54
4th Period	4	11	36.4	1	6	16.7	6	7	85.7	15	1	6	7	7	2	5	0	4	1.07
Game	26	60	43.3	8	25	32.0	9	11	81.8	69	12	27	39	21	13	17	4	11	1.06

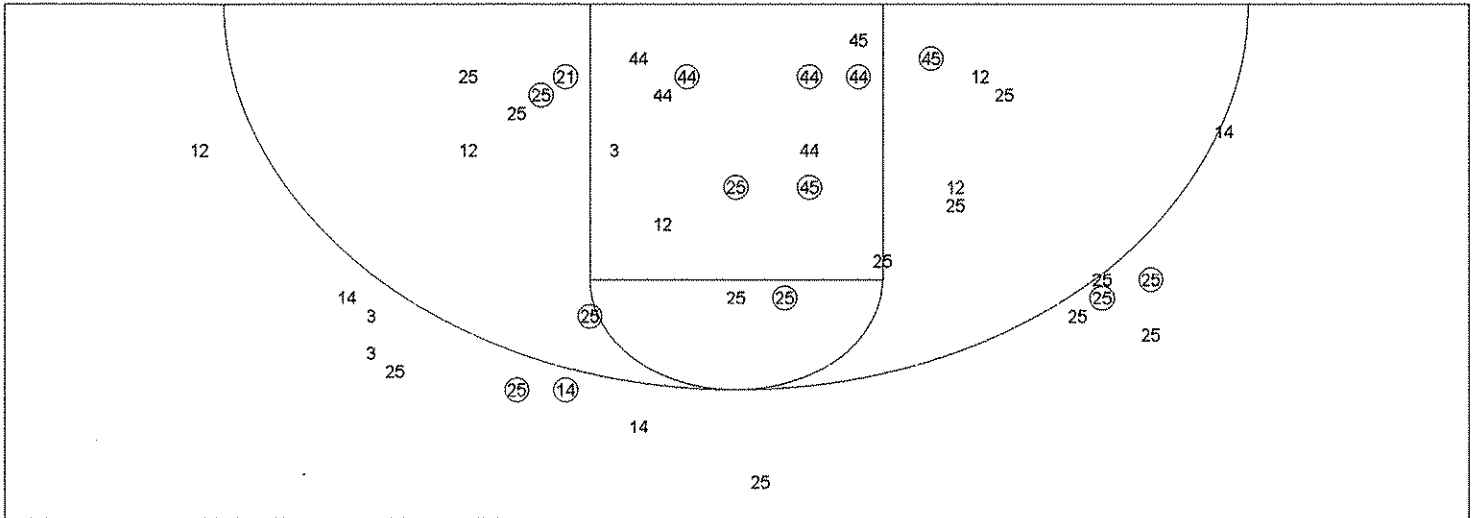
**Scoring Breakdown**



**Scoring Range**




University of Kentucky Basketball - TEAM SHOT CHART for the Commodores  
Perry County Central Commodores vs. Iroquois Raiders  
DATE: 03/15/2000 TIME: 7:00 pm SITE: Boys Sweet 16, Rupp Arena-Lexington, KY

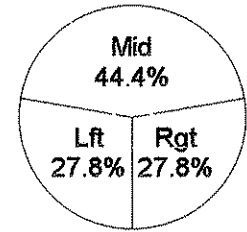


Shot Summary	M/A	%	PTS
3Pt FG	4/15	26.7%	12
2Pt FG	14/34	41.2%	28
Layups - L	1/1	100.0%	2
Layups - R	2/4	50.0%	4
Dunks	0/0	0.0%	0
Putbacks	1/4	25.0%	2
Overall Shooting	18/49	36.7%	40
Free Throws	14/25	56.0%	14
Total Points			54

Scoring Distribution




Scoring Locations



By Period	FG	FGA	FG%	3Pt	3PA	3P%	FT	FTA	FT%	PTS	ORB	DRB	TR	PF	AST	TO	BS	ST	P/S
1st Period	7	15	46.7	3	4	75.0	3	6	50.0	20	3	6	9	3	3	4	0	1	1.11
2nd Period	0	8	0.00	0	2	0.00	3	6	50.0	3	1	7	8	2	0	6	2	0	0.27
3rd Period	6	13	46.2	0	3	0.00	0	0	0.00	12	2	3	5	2	2	4	0	1	0.92
4th Period	5	13	38.5	1	6	16.7	8	13	61.5	19	5	7	12	8	2	5	1	3	1.00
Game	18	49	36.7	4	15	26.7	14	25	56.0	54	11	23	34	15	7	19	3	5	0.89

Scoring Breakdown



Scoring Range

